

CONTENTS

Croxley Postal Products	3
Customise Your Croxley Envelopes	4
How to Select the Right Envelope	5
Postal Rates	5
Paper and Popular Envelope Sizes	5
Croxley Envelopes	6
Packaging	9





A NEW WAY TO POST

THE VERY BEST
MAILING PRODUCTS
FOR YOUR CUSTOMERS!

PREPAID PARCELS



PICK A PARCEL, PAY,
ADDRESS &
SEND!

WWW.CROXLEYPREPAID.CO.NZ

ENVELOPES



STANDARD PLUS PREPAID

STAMPS



\$1.20, \$1.80, \$2.40
& KIWI STAMP

PLUS:
A FULL RANGE OF
PACKAGING PRODUCTS





CROXLEY POSTAL PRODUCTS

With retailers in mind, we've developed a wide range of postal solutions and pack configurations to optimise both shelf space and sales opportunities. The Croxley postal range is designed to meet the needs of home users as well as corporations and stands out in distinctive Croxley blue with a green band along the bottom denoting that postage is included or a blue band if postage is not included.

CROXLEY POSTAGE STAMPS

Kiwi Stamps are ideal as they will always hold their value. If the postal rate goes up so does the value of your stamp!

- 133761** Kiwistamp Book 10
- 133760** Kiwistamp Box 100
- 133765** \$1.40 Stamp Book 10
- 133766** \$2.10 Stamp Book 5
- 133767** \$2.80 Stamp Book 5



OUR FIRST
CROXLEY STAMP
WAS MADE IN
2009.



CROXLEY POSTAGE INCLUDED ENVELOPES – RETAIL PACKS

These packs are ideal for the household or small business user. The improved packaging gives retailers the option of displaying on shelf or hang sell to optimise space. All envelopes are white and have a seal-easi closure.

DLE

- 133726** Pack 5
- 133717** Pack 10
- 133715** Pack 25
- 133727** Pack 50
- 133712** Pack 100
- 133716** Window Pack 25
- 133714** Window Pack 100

C5

- 133719** Pack 10
- 133728** Pack 25
- 133713** Pack 50

C4

- 133720** Pack 5
- 133729** Pack 10
- 133711** Pack 25
- 133710** Pack 50
- 133718** Window Pack 25



CROXLEY POSTAGE INCLUDED ENVELOPES – COMMERCIAL BOXES

The most commonly used envelope sizes for mailing are included in the range. All envelopes are white.

Box 500

- 133702** E13 Window Seal-Easi
- 133701** DLE Seal-Easi
- 133700** DLE Window Seal-Easi
- 133706** DLE Window Tropical Seal
- 133703** Max POP Window Seal-Easi
- 133705** Max POP Window Tropical

Box 250

- 133704** C5 Seal-Easi
- 133732** C5 Window Seal-Easi
- 133708** C4 Seal-Easi
- 133709** C4 Window Seal-Easi
- 133707** E35 Seal-Easi



CROXLEY POSTAGE INCLUDED SATCHELS & BOXES

Select from our range of satchels or boxes for hassle free parcel sending. Select the size, fill it, address it and post in a lodgement box at participating retailers. No weighing, additional tickets or cost and it's trackable! The simplest range in the market for the consumer.

Satchels

- 133780** Size 1 DLE
- 133781** Size 5 C5
- 133782** Size 10 C4
- 133784** Size 15 Foolscap

Boxes

- 133770** Size 1 160mm x 240mm x 50mm
- 133771** Size 5 165mm x 280mm x 95mm
- 133772** Size 10 220mm x 310mm x 145mm
- 133773** Size 15 255mm x 380mm x 145mm
- 133774** Size 20 315mm x 425mm x 195mm



CROXLEY PREPAID
PARCELS INCLUDES THE
POSTAGE TO ANYWHERE
IN NEW ZEALAND.






CUSTOMISE YOUR CROXLEY ENVELOPES

Make sure your brand is the first thing your customer sees – let Croxley customise your envelopes!

The initial impact and brand acknowledgement is undervalued when sending mail. Add your company logo, positioning statement and postal details for regular mail and add special advertising messaging during campaigns for everyone to see! All large New Zealand companies utilise this advertising opportunity, and understand the value of personalising envelopes as part of their brand and advertising strategies.

Contact our Team on 0 800 368 356 or email printedenvelopes@croxley.co.nz for a quote or to find out how to go about branding your envelopes.

Special envelopes – Croxley can manufacture and print specialised envelopes for business that you can't buy off the shelf. Special sizes and shapes, bold graphics, printed messages through the window and more. Contact our team via the telephone or email above and we'll discuss your requirements with you.



**ENVELOPES SHOULD BE STORED UPRIGHT
IN A DRY PLACE - NOT LYING DOWN.
MAKE A NOTE TO ROTATE YOUR STOCK.**



HOW TO SELECT THE RIGHT ENVELOPE

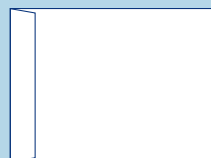

It's easy to order the right envelope style for your business needs. Follow our simple guide below. We've explained the terminology in simple english to help you select the right envelope for the job every time.

Select the envelope size – refer to the paper guide below

Select the paper size you require, how many times you are folding it and then select the envelope size on the guide.

Select the envelope flap – refer to the diagrams below

- **Wallets** – the most commonly used. The flap runs parallel to the longest edge of the envelope, and has a rectangular shape flap.
- **Bankers** – opens along the longest edge of the envelope and has a V shape flap. Ideal for machine insertions.
- **Pockets** – opens on the envelope's short edge. These are designed for hand insertion.



Select the envelope seal

- **Seal-Easi (Self-Seal)** – lift bottom flap up and press the upper flap down and your envelope is sealed. Not used in mailhouses.
- **Peel & Seal** – lift flap, peel off silicone release tape, and press flap down.
- **Tropical Seal** – apply moisture to the flap either by machine or hand, press flap down and you have a secure seal. These are designed for mailhouse use.



POSTAL RATES

A consideration of mailing is postal rates. For the most common envelope sizes our guide will assist you in making the right decision.

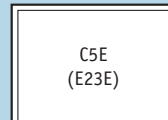
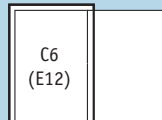
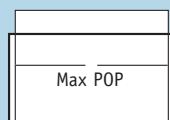
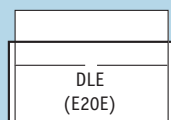
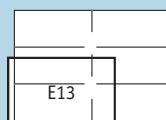
Envelope Type	Postal Rate	Standard Rate
DLE, Max POP, C6, Cheque Mailer, E13 and DLEE	Medium Letter Rate (the most economic rate)	1 Kiwi Stamp
C5 – A5	Large Letter Rate	2 Kiwi Stamps
C4 – A4	Extra Large Letter Rate	3 Kiwi Stamps
E35 – Foolscap	Oversize Letter Rate	4 Kiwi Stamps

PAPER AND POPULAR ENVELOPE SIZES




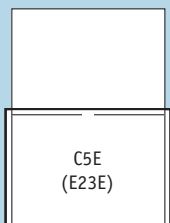
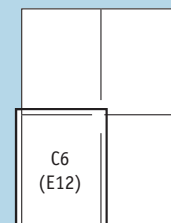
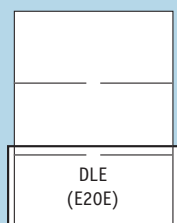
Here's a handy reference guide to help you select the exact envelope for your specific postings. For larger sized paper, please refer to Page 8 of our catalogue which provides the dimensions of larger envelopes to select from.

Popular Croxley Envelope Sizes

Sheet Size – A5 (148mm x 210mm)



Sheet Size – A4 (210mm x 297mm)





CROXLEY ENVELOPES

Our products are packed in blue boxes with a light blue band on the bottom of the label. The band denotes that postage is required if mailing.

CROXLEY ENVELOPES – RETAIL BUSINESS PACKS

Our business packs provide a comprehensive offer of the most commonly used envelopes - whether for small businesses or home use. All envelopes are white with wallet flaps unless otherwise stated.

133180 CD Envelopes 132 x 132mm (Flap not Gummed Open) Pack 25

133111 E13 (9s) Seal-Easi 92 x 165mm Pack 20

133112 E13 (9s) Seal-Easi 92 x 165mm Pack 50

133105 E13 (9s) Seal-Easi 92 x 165mm Pack 100

133108 C6 Seal-Easi 114 x 162mm Pack 20

133107 DLE Seal-Easi 114 x 225mm Recycled Pack 20

133106 DLE Seal-Easi 114 x 225mm Pack 20

133500 DLE Seal-Easi 114 x 225mm Pack 50

133100 DLE Seal-Easi 114 x 225mm Pack 100

133118 DLE Seal-Easi 114 x 225mm Zip-Opening Pack 100

133102 DLE Seal-Easi Window 114 x 225mm Pack 100

133101 DLE Manilla Seal-Easi 114 x 225mm Pack 100

133103 DLE Seal-Easi 114 x 225mm Box 250

133109 C5E Seal-Easi 164 x 235mm Pack 25


133119 C5E Seal-Easi 164 x 235mm Pack 50

133110 C4 Pocket Peel & Seal 324 x 229mm Pack 25

133115 E35 Pocket Tropical Seal 381 x 254mm Pack 25



CROXLEY MAKES MORE THAN
240 MILLION ENVELOPES
EVERY YEAR!



CROXLEY ENVELOPES – DLE

All white DLE envelopes have security opaque inside. Available in boxes of 500 and 80gsm. Window sizes 45 x 90mm unless stated otherwise, position 20mm left 20mm up. If you have put effort and expense into your insert and want to ensure it's not ripped when opened, choose the Easy-Open Zip product which has a built-in letter opener!

DLE Banker 114mm x 225mm

133002 White Seal-Easi

133014 White Seal-Easi Window

133160 White Seal-Easi Zip-Opening

133015 White Airmail Seal-Easi

133005 White Tropical Seal

133006 White Window Tropical Seal

133001 Manilla Seal-Easi

133018 Manilla Seal-Easi Window

133004 Manilla Tropical Seal

133007 Manilla Window Tropical Seal

133023 White Recycled Seal-Easi

133024 White Recycled Window Seal-Easi



CROXLEY ENVELOPES – DLE AND MAX POP POCKETS

These open on the short side, which many people prefer. Max POP is the maximum size of envelope that meets the 'medium letter' rate for mailing. No security opaque. Available in boxes of 500, 80gsm.

DLE 225mm x 114mm

133278 White Tropical Seal

133277 Manilla Tropical Seal

Max POP 235mm x 120mm – Post Office Preferred

133247 White Tropical Seal



CROXLEY ENVELOPES – C6 (E12) BANKER

Croxley C6 envelopes are great for small greeting cards and A5 invoices opening on the long side. This size suits A5 paper folded in half. Available in boxes of 250 and 80gsm. 114mm x 162mm.

133035 White Seal-Easi

133034 White Tropical Seal

133036 White Window Seal-Easi

133026 Manilla Tropical Seal

133064 Manilla Window Tropical Seal



CROXLEY ENVELOPES – C5E

Croxley C5E envelopes suit a flat A5 sheet or an A4 sheet folded in half. Security opaque inside. Window size 45 x 90mm, position 23mm left, 63mm up. Available in boxes of 250 and 80gsm. 164mm x 235mm.

- 133078** White Seal-Easi Wallet
- 133082** White Window Seal-Easi Wallet
- 133079** White Tropical Seal
- 133080** White Window Tropical Seal
- 133081** Manilla Tropical Seal



100% OF CROXLEY ENVELOPES
ARE MADE IN NEW ZEALAND.

CROXLEY ENVELOPES – C4 POCKETS AND WALLETS

Many options available here! White, manilla, window, non-window and inter-office. We have wallets which open on the long side and pockets which open on the short side. C4s are designed for flat A4 sheets or A4 booklets. Window Size: 110 x 45mm, position 60mm left 25mm up, portrait. Available in boxes of 250.

C4 Pocket 324mm x 229mm

- 133309** White Seal-Easi
- 133311** White Peel & Seal
- 133298** White Tropical Seal
- 133301** White Inter-Office Flap not Gummed
- 133302** Manilla Seal-Easi
- 133660** White Easi-Open Zip Peel & Seal
- 133297** Manilla Tropical Seal

C4 Wallet 229mm x 324mm

- 133656** White Peel & Seal
- 133658** White Window Peel & Seal
- 133657** Manilla Peel & Seal
- 133322** White Tropical Seal
- 133328** White Window Tropical Seal
- 133323** Manilla Tropical Seal
- 133320** White Seal-Easi
- 133324** White Window Seal Easi



CROXLEY ENVELOPES – MAX POP


Doing a Direct Mail campaign? Select this combination which includes the outer Max POP envelope (window or non-window) which copes with up to seven A4 sheets folded twice plus this cheque mailer response envelope. Window size 45 x 90mm, position 20mm left 20mm up. Box 500.

Max POP Banker 120mm x 235mm – Post Office Preferred

- 130285** White Seal-Easi
- 130287** White Window Seal-Easi
- 130284** White Tropical Seal
- 130286** White Window Tropical Seal

Cheque Mailer Banker 102mm x 215mm

- 130244** Cheque Mailer White



CROXLEY ENVELOPES – E8 BANKER (8S) POS

These envelopes are excellent for small greeting cards or for inserting into DLE envelopes for return correspondence.

E8 92mm x 152mm

- 133011** White Tropical Seal
- 133012** Manilla Tropical Seal
- 133046** Manilla Window Tropical Seal




CROXLEY ENVELOPES – E13 BANKER (9S) POS

These envelopes are very popular with doctors and dentists for mailing invoices. E13 envelopes available in white and manilla in both window and non-window. Window size 33 x 90mm, position 27mm left 16mm up. Box 500.

E13 92mm x 165mm

- 133032** White Seal-Easi
- 133058** White Window Seal-Easi
- 133031** White Tropical Seal
- 133033** Manilla Seal-Easi
- 133055** Manilla Seal-Easi Window
- 133030** Manilla Tropical Seal



CROXLEY ENVELOPES – E35 POCKETS

Ideal for bulky foolscap and file mailing. Choose from white, manilla and inter-office. 381mm x 254mm. Box 250.

- 133312** White Seal-Easi
- 133308** White Peel & Seal
- 133306** White Tropical Seal
- 133314** White Inter-Office (Flap not Gummed)
- 133313** Manilla Seal-Easi
- 133307** Manilla Peel & Seal
- 133304** Manilla Tropical Seal



CROXLEY ENVELOPES – LARGE POCKETS

E24, E27, E29, E30, E34 sizes ensure options are available for most large mailing purposes. All in 100gsm unless otherwise stated.

E24 241 x 165mm

133281 White Tropical Seal

133282 Manilla Peel & Seal 80gsm

133283 Manilla Tropical Seal 80gsm

E27 270 x 219mm

133290 White Tropical Seal

133288 Manilla Tropical Seal

E29 305 x 152mm

133255 White Tropical Seal

133254 Manilla Tropical Seal

E30 305 x 254mm


133296 White Tropical Seal

130358 Manilla Peel & Seal

133294 Manilla Tropical Seal

E34 381 x 152mm

133264 Manilla Tropical Seal



CROXLEY ENVELOPES – WAGE POCKETS

As well as for wages, these envelopes have many other uses. Window size 19 x 97mm, position 36mm left, 15mm up. All are 80gsm unless otherwise stated.

E3 108 x 89mm

133227 Manilla Seal-Easi Box 100 (10 boxes per outer)

E4 127 x 89mm

133229 Manilla Seal-Easi Box 100 (10 boxes per outer)

E5 137 x 79mm

133215 Manilla Tropical Seal Box 500

133230 White Tropical Seal Box 500 100gsm

E14 165 x 102mm

133231 Manilla Seal-Easi Box 100 (10 boxes per outer)

133233 Manilla Seal-Easi Window Box 100 (10 boxes per outer)



CROXLEY ENVELOPES – B6/C4 LEGAL POCKETS

For A4 documents folded in half vertically – ideal for legal documents such as court documents, deeds and wills. Boxes of 250. 324mm x 125mm.

133252 B6/C4 White Tropical Seal

133251 B6/C4 Manilla Tropical Seal



CROXLEY ENVELOPES – CARD

We recommend that your card should be sized 5-7mm smaller than the envelope on all sides. These envelopes do not have security opaque inside and are available in boxes of 250.

133072 White Tropical Seal 120mm x 193mm

133086 White Tropical Seal 127mm x 193mm



CROXLEY ENVELOPES – X-RAY

Croxley X-ray envelopes are specially designed for protecting and transporting X-rays but are excellent when used to mail large, oversize documents such as layouts and plans. The flaps are not gummed. Box 100.

133317 394mm x 318mm

133318 444mm x 368mm

133319 457mm x 375mm



PACKAGING

CROXLEY MAILING CARTONS

Strong cartons for mailing items, available in a range of sizes. The range also has specially designed cartons for sending disks, CDs and DVDs via courier or mail. All mailers have printed lines for address and sender information.

- 301158** CD/DVD Mailer
301300 Size 1 215mm x 158mm x 100mm
301305 Size 2 312mm x 223mm x 118mm
301310 Size 3 385mm x 263mm x 143mm
301315 Size 4 434mm x 320mm x 187mm



MAIL LITE BAGS

Bubble bags for sending or storing fragile items. Bags feature security opaque on inside and security adhesive seals on flap.

- 133941** Size 1 133mm x 210mm
133942 Size 2 175mm x 225mm
133943 Size 3 232mm x 280mm
133944 Size 4 257mm x 340mm
133945 Size 5 280mm x 380mm
133946 Size 6 325mm x 405mm
133947 Size 7 380mm x 480mm
133948 Size 8 400mm x 560mm



SHURTUFF BAGS

Strong, security opaque plastic bags with tamper-proof seals for sending confidential documents and items.

- 133955** Size ST1 190mm x 260mm
133956 Size ST2 250mm x 325mm
133957 Size ST3 280mm x 380mm
133958 Size ST4 340mm x 440mm
133959 Size ST5 420mm x 450mm



PROTECTIVE BUBBLE PACKAGING

Our range of protective bubble wrap is available in retail and commercial rolls to suit every need. Ideal for packaging all types of items and parcels that need extra protection. The range contains 30% recycled material to help the environment.

Retail Rolls

- 134006** 30% Recycled 500mm x 1.5m
134008 30% Recycled 500mm x 5m
134007 30% Recycled 650mm x 3m
134005 30% Recycled 750mm x 440mm

Commercial Rolls

- S10222** 300mm x 60m
S10223 440mm x 60m
S10226 650mm x 60m
S10224 870mm x 60m



KRAFT & NEWSPRINT WRAPPING PAPER

Ideal for packaging all types of items and parcels and for everyday household uses. Newsprint is great for packing stored items as it won't leave marks on your precious goods over time. The range is fantastic for craft projects, whether for protecting surfaces or becoming the "canvas" for a masterpiece.

- 385601** 500mm x 10m Carton 24
- S15616** 600mm x 5m Carton 50
- S15614** 600mm x 8m Carton 40
- 385606** 600mm x 250m 80gsm
- 451337** 900mm x 300m 60gsm
- 385607** Newsprint Paper 600mm x 180m 45gsm
- 385605** Newsprint Rolls 800mm x 200m 45gsm



MAILING TUBES

Mailing tubes are ideal for mailing or storing calendars, posters, plans and other material you don't want creased. Select the mailing tube and matching end cap or for convenience, choose from our range that has the endcaps already included.

- 301340** 50D x 1.5mm x 450mm
- 301341** 50D x 1.5mm x 600mm
- 301342** 66D x 1.5mm x 385mm
- 301343** 76D x 1.5mm x 650mm
- 301344** 76D x 1.5mm x 750mm
- 301350** Endcap 50d
- 301351** Endcap 66d
- 301352** Endcap 76d
- 301367** 50D x 1.5mm x 600mm Including End Caps
- 301366** 66D x 1.5mm x 385mm Including End Caps
- 301365** 76D x 1.5mm x 650mm Including End Caps



CORRUGATED CARDBOARD

Ideal for cushioning and protection of goods in transit. Sold in 75m rolls.

- 385610** 300mm Wide
- 385611** 600mm Wide



FILM PACKAGING PRODUCTS

Stretch film and Andywrap are ideal for wrapping and protecting products. These products cling to themselves so won't leave marks or residue on your items.

- 301360** Stretchfilm 450mm x 600mm 20 Micron
- 385608** Andywrap Roll 150m Including Dispenser
- 385609** Andywrap Roll 150m Refill



PACKAGING TAPE

Premium quality packaging tape – clear and brown.

- 303252** Clear 36mm x 55m
- 303254** Clear 48mm x 55m
- 303260** Brown 36mm x 55m
- 303262** Brown 48mm x 55m



DONAGHYS STRING

Available in cotton, jute, white and coloured polystring. Both the cotton and jute string are made from natural fibres and have no additives.

- 327007** Cotton 60gm
- 327010** Jute 60gm
- 327009** Poly Coloured 60gm
- 327008** Poly White 60gm

