

BURO ERGONOMIC RANGE

ERGONOMICS AT WORK
NEW ZEALAND / ED2

INCLUDING ERGONOMIC
ASSESSMENTS BY ANDREW WILSON
OSTEOPATH & ERGONOMIST



At Buro Seating we want people to sit well and perform well at work. That's why we research, ergonomically design and manufacture our chairs so they can be tuned to fit the body.

BURO SEATING
ERGONOMICS AT WORK

Buro Seating is a leading wholesaler of quality ergonomic seating in New Zealand and Australia. With over 20 years experience designing, manufacturing and wholesaling of commercial seating, Buro has established a reputation for quality ergonomic products and service.

Buro has offices, warehouses and showrooms in Auckland and Christchurch, and an office and showroom in Brisbane.

Our customer proposition includes an extensive seating range of commercial seating for all business applications. As a seating specialist we are able to offer our customers a range of benefits, including:

- An extensive seating range covering virtually all commercial seating applications
- Same day dispatch for CKD orders received by 3pm, and dispatch within 3 days for assembled product
- Specialist Account Managers
- A dedicated Product Training Manager
- Ongoing product design, sourcing, development and manufacturing

ANDREW WILSON
OSTEOPATH & ERGONOMIST



Andrew Wilson proudly supporting Buro Seating in Ergonomic Excellence.

Andrew Wilson is an Osteopath and Ergonomist practising from Tauranga New Zealand. Andrew has a successful osteopathic clinic and in the 1990's realised many of his patients were developing long term symptoms as a result of the rapid computerisation of the office and home environment.

Andrew began a long-term study into healthy work environments, and published 2 books. *Are You Sitting Comfortably?*, and *The Complete Guide to Good Posture*.

With the success of these books Andrew has been in demand for work place assessments and has helped many individuals and companies manage their work environments. He has consulted extensively to the office furniture industry throughout Australasia. He provides reports on design and product development to many developers and he is proud to be associated with Buro Seating in New Zealand and Australia. Andrew travels and studies extensively to keep up with international trends in ergonomics and he is committed to improving work environments in New Zealand and Australia.

Ergonomic Assessments

Buro Vela HB	02-03
Buro Mentor	04-05
Konfurb Luna	06-07
Buro Roma 3L HB	08-09
Buro Metro	10-11
Buro Metro II	12-13
Buro Metro II HB 24/7	14-15
Buro Aura	16-17
Buro Posturite	18-19
Buro Active Metro II Connect	20-21

Enhancing comfort

buroseating

ERGONOMIC ASSESSMENT ERGONOMICS AT WORK

BURO VELA HIGH BACK CHAIR

“An excellent all-round chair, with no obvious faults that would suit a wide range of users. I particularly like the default posture which encourages a forward thigh tilt posture. The excellent self-weighting tension mechanism encourages the user to use the dynamic features which make a synchro chair so beneficial. The stretch fabric manages to be comfortable and supportive.”

ANDREW WILSON
OSTEOPATH & ERGONOMIST
27 MAY 2018

Please visit the resources section of our website at
www.buroseating.co.nz/buro/assessments/
to view a detailed version of Andrew Wilson's
assessment of the Buro Vela HB chair.



BURO VELA HIGH BACK (with & without optional headrest)
Left hand chairs are featured in grey custom upholstery

BURO VELA High Back

140A-43



FABRIC/COLOURS

Elastic III



153 Black¹



FEATURES

- Contoured Polyurethane moulded foam seat
- Synchronised seat & backrest angle with 4 position locking adjustment
- Superior self weighting tension adjustment, adjusts automatically
- Depth adjustable seat slide
- Black nylon base & 60mm soft PU castors
- Adjustable lumbar support
- Height, depth & angle adjustable arms with soft PU pads
- AFRDI 142 - Certified to 135kg - Single Shift operations

OPTIONS

- Vela Headrest - Black (140-HDREST)
- Polished Aluminium Base (PC199)
- Vela Mid Back without arms* (141-43)
- Customer specified fabric

SPECIFICATIONS (MM)

Overall	670w / 640d / 1020h
Back	485w / 590h
Seat	515w / 480d
Seat Height	475-595h
Seat Depth Range ²	425-475d

BURO QUALITY & ERGONOMIC ASSURANCE



AFRDI Standard:
AFRDI 142 - rated loads for office swivel chairs at 135kg - Single Shift operations - Nylon base model only

¹Indent only. ²Same day dispatch. ³Measured from back lumbar to front seat edge.

Guarantee conditions apply, please see buroseating.co.nz. For Indent purchases (non stock orders) conditions may apply, please see buroseating.co.nz for definitions & conditions.
In the interests of product development, Buro reserves the right to alter product specifications & features without notice.



BURO
MENTOR

132-M3 (Nylon base) / 132C-M3 (Polished base)



Aluminium base



Aluminium base, with arms
(custom upholstery)



Nylon base,
with arms

FABRIC/COLOURS

Elastic III



153 Black¹



FEATURES

- High density polyurethane moulded seat foam
- Synchronised seat & backrest angle with 4 position locking adjustment
- Superior self weighting tension adjustment, adjusts automatically
- Depth adjustable seat slide
- Black nylon or polished aluminium base
- Adjustable lumbar support
- 60mm soft PU castors
- AFRDI 142 - Certified to 135kg - Single Shift operations

OPTIONS

- Height, depth & angle adjustable arms with soft PU pads (182-1)
- Customer specified fabric (seat only)

SPECIFICATIONS (MM)

Overall	635w / 640d / 1020h
Back	485w / 575h
Seat	515w / 480d
Seat Height	475-595h
Seat Depth Range ²	425-475d

BURO QUALITY & ERGONOMIC ASSURANCE



buroseating

ERGONOMIC ASSESSMENT
ERGONOMICS AT WORK

BURO
MENTOR
CHAIR

“A very comfortable chair. The ingenious self-weighting synchro mechanism automatically adjusts to the user's body weight, requiring no adjustment of the levers, and encouraging frequent postural variation - which has been shown to reduce fatigue and discomfort. I particularly like the default posture which encourages an open trunk to thigh angle. It is almost impossible to sit in a poor posture! An excellent all-round dynamic chair, that would suit a wide range of users.”

ANDREW WILSON
OSTEOPATH & ERGONOMIST
25 FEBRUARY 2018

Please visit the resources section of our website at
www.buroseating.co.nz/buro/assessments/
to view a detailed version of Andrew Wilson's
assessment of the Buro Mentor chair.

AFRDI Standard:
AFRDI 142 - rated loads for office swivel chairs at 135kg - Single Shift operations - Nylon base model only



KONFURB
LUNA

KON150-153 (Black) / KON150-152 (Grey)



Grey,
no arms



Grey, with arms



Black, with arms



Black with arms,
Ali Base, Headrest

FABRIC/COLOURS

Elastic III



153 Black¹



153 Grey



FEATURES

- Breathable mesh back
- Large nylon base with 65mm castors
- High density polyurethane seat foam for durability & comfort
- Depth adjustable seat slide
- Lockable, synchronised seat & back tilt with tension adjustment
- Adjustable lumbar support (Black: black lumbar, Grey: Clear lumbar)
- 10 year guarantee (excluding upholstery)

OPTIONS

- Soft PU castors (PC016)
- Assorted Mesh Colours (Indent only, MOQ's apply)
- 2D Height adjustable arms (Black:KON150-3-arms2D / Grey:KON150-2-arms2D)
- 4D Height adjustable arms (Black:KON150-3-arms4D / Grey:KON150-2-arms4D)
- Customer specified fabric (seat only)
- Polished aluminium base (KON150-base)
- Chrome gas lift (KON150-C-G/Lift)
- Upholstered headrest (Black: KON150-3-HEAD / Grey: KON150-2-HEAD)

SPECIFICATIONS (MM)

Overall	640w / 640d / 1075h
Back	430w / 550h
Seat	500w / 470d
Seat Height	465-585h (Black) / 480-600h (Grey)
Seat Depth Adjustment	50d

BURO QUALITY & ERGONOMIC ASSURANCE



ERGONOMIC ASSESSMENT
ERGONOMICS AT WORK

KONFURB
LUNA
CHAIR

“When a chair is as easy to set up and adjust as the Konfurb Luna, it encourages regular mobility which stretches muscles and joints, and pumps freshly oxygenated blood around the body. It will reduce the fatigue and physiological stasis that accompanies prolonged static sitting.”

ANDREW WILSON
OSTEOPATH & ERGONOMIST
26 OCTOBER 2018

Please visit the resources section of our website at
www.konfurb.co.nz/inspiration/ergonomic-assessments/
to view a detailed version of Andrew Wilson's
assessment of the Konfurb Luna chair.

buroseating

ERGONOMIC ASSESSMENT ERGONOMICS AT WORK

BURO ROMA 3 LEVER HIGH BACK CHAIR

“A very comfortable 3 lever chair with very comfortable and supportive seat and back rest. An excellent range of adjustments with particularly good lumbar support, that will suit a wide range of users. A very good, fully adjustable, all-round chair.”

ANDREW WILSON
OSTEOPATH & ERGONOMIST
12 AUGUST 2017

Please visit the resources section of our website at
www.buroseating.co.nz/buro/assessments/
to view a detailed version of Andrew Wilson's
assessment of the Buro Roma 3L HB chair.



BURO ROMA 3 Lever

217 (High Back) / 219 (Mid Back)



3Lever Mid Back



Aluminium base, with arms

FABRIC/COLOURS

Jeft - 2 yr guarantee on fabric*

FY61 Dark Blue ¹	FY62 Charcoal	FY63 Black ¹	FY64 Green	FY66 Red	



*T&C - buroseating.co.nz.

FEATURES

- 130 x 48mm gas lift
- Ratchet height adjustable back/lumbar
- Independently adjustable seat angle – free floating or lockable
- Independently adjustable back rest angle – free floating or lockable
- High density polyurethane moulded seat foam
- D1 nylon base & 60mm twin wheel castors
- Available in mid back or high back
- Supported by the internationally recognised Global GreenTag Cert™

OPTIONS

- Seat slide mechanism (B34191P)
- Height and width adjustable arms (180-2)
- Polished aluminium base (PC068)
- Soft PU castors (CE1121P)
- Small seat 480w x 470d (mm) (B74612F)
- Customer specified fabric

SPECIFICATIONS (MM)

Overall	630w / 600d / 1180h (HB) / 1120h (MB)
Back	450w / 535h (HB) / 445h (MB)
Seat	520w / 490d
Seat Height	465-595h

BURO QUALITY & ERGONOMIC ASSURANCE



¹Same day dispatch.

Guarantee conditions apply, please see buroseating.co.nz. For Indent purchases (non stock orders) conditions may apply, please see buroseating.co.nz for definitions & conditions.
In the interests of product development, Buro reserves the right to alter product specifications & features without notice.



BURO
METRO

202-N-103 (Black Nylon Base) / 202-103 (Polished Aluminium Base)



Aluminium base



Global GreenTag Cert™
Certified Metro Chair
(custom upholstery)



Aluminium base, with arms

FABRIC/COLOURS

Zen



103 Black¹



SPECIFICATIONS (MM)

Overall	630w / 610d / 995h
Back	470w / 530h
Seat	520w / 490d
Seat Height	465-595h
	480-610h (with seat slide)
Seat Depth Range ²	475d (without seat slide)
	455-505d (with seat slide)

FEATURES

- Adjustable seat height
- Ratchet height adjustable back
- Independently adjustable seat tilt - free floating or lockable
- Independently adjustable back tilt - free floating or lockable
- High density polyurethane moulded foam seat
- Black nylon base or polished aluminium base
- Meets Australian/New Zealand Standard AS/NZS 4438:1997
 - Height Adjustable Swivel Chairs
- Supported by the internationally recognised Global GreenTag Cert™

OPTIONS

- Height and width adjustable arms (180-2)
- Soft PU castors (CE1121P)
- Depth adjustable seat slide (B34101P)
- Small seat 480w x 470d (mm) (B74612F)
- Customer specified fabric (seat only)

BURO QUALITY & ERGONOMIC ASSURANCE



Supporting optimal wellbeing

buroseating

ERGONOMIC ASSESSMENT
ERGONOMICS AT WORK

BURO METRO
CHAIR

“This is a very comfortable mesh back 3 lever chair. It has a particularly impressive seat and a comfortable back rest, with no pressure points. Its mechanism is easy to use and it will suit many users.”

ANDREW WILSON
OSTEOPATH & ERGONOMIST
30 MARCH 2018

Please visit the resources section of our website at
www.buroseating.co.nz/buro/assessments/
to view a detailed version of Andrew Wilson's
assessment of the Buro Metro chair.

buroseating

ERGONOMIC ASSESSMENT ERGONOMICS AT WORK

BURO METRO II CHAIR

“This is a very comfortable mesh back 3 lever chair. It has a particularly impressive seat and a comfortable back rest, with no pressure points. Its mechanism is easy to use and it will suit many users.”

ANDREW WILSON
OSTEOPATH & ERGONOMIST
13 MARCH 2018



BURO METRO II

222-N-153 (Nylon Base) / 222-153 (Polished Ali Base)



Polished aluminium base, with arms (custom upholstery)



Polished aluminium base



Nylon base, with arms

FABRIC/COLOURS

Elastic III



153 Black¹

Custom Upholstery Available (seat only)

SPECIFICATIONS (MM)

Overall	630w / 610d / 995h
Back	470w / 530h
Seat	520w / 490d
Seat Height	470-600h (485-615h with seat slide)
Seat Depth Range ²	480d (450-500d with seat slide)

FEATURES

- AFRDI certified gas lift
- AFRDI certified ratchet height adjustable back
- AFRDI certified independently adjustable seat tilt - free floating or lockable
- AFRDI certified independently adjustable back tilt - free floating or lockable
- Black nylon base (B10141P)
- AFRDI certified high density polyurethane moulded foam seat
- AFRDI certified 60mm castors
- Supported by the internationally recognised Global GreenTag Cert™³

OPTIONS

- AFRDI certified height & width adjustable arms (180-2)
- Polished aluminium base (B15531C)
- Soft PU castors (CE1121P)
- AFRDI certified 3 lever with seat slide (B34101P)
- AFRDI certified 4 lever mechanism with deluxe seat tilt & tension adjustment
- Small seat 480w x 470d (mm) (B74612F)
- Customer specified fabric (seat only)

BURO QUALITY & ERGONOMIC ASSURANCE



¹Same day dispatch. ²Measured from back lumbar to front seat edge. ³GreenTag certification excludes chrome plating.

Guarantee conditions apply, please see buroseating.co.nz. For indent purchases (non stock orders) conditions may apply, please see buroseating.co.nz for definitions & conditions. In the interests of product development, Buro reserves the right to alter product specifications & features without notice.



BURO METRO II HB 24/7
Featured in custom upholstery

BURO
METRO II High Back 24/7

224-153-SS



FABRIC/COLOURS

Elastic III



153 Black¹



SPECIFICATIONS (MM)

Overall	630w / 650d / 1150h
Back	470w / 560h
Seat	520w / 490d
Seat Height	485-615h
Seat Depth Range ²	465-515d

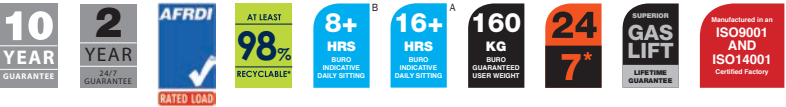
FEATURES

- Adjustable seat height
- Ratchet height adjustable back
- Independently adjustable seat tilt - free floating or lockable
- Independently adjustable back tilt - free floating or lockable
- Depth adjustable seat slide
- High density polyurethane moulded foam seat
- Polished aluminium base & 60mm castors
- Meets Australian/New Zealand Standard AS/NZS 4438:1997 – Height Adjustable Swivel Chairs

OPTIONS

- Black nylon base (B10132P)
- AFRDI certified height & width adjustable arms (180-2)
- Soft PU castors (CE1121P)
- AFRDI certified 4 lever seat slide mech & deluxe seat tilt/tension adjustment
- Small seat 480w x 470d (mm) (B74612F)
- 100mm gas lift for seat height range 465-560 (mm)
- Customer specified fabric (seat only)

BURO QUALITY & ERGONOMIC ASSURANCE



AFRDI Standard:
AFRDI 142 - rated loads for office swivel chairs at 160kg - Multiple Shift operations
& AS/NZS 4438:1997 - Height Adjustable Swivel Chairs at Level 6 - Severe Commercial.

buroseating

ERGONOMIC ASSESSMENT
ERGONOMICS AT WORK

BURO
METRO II HIGH BACK
24/7 CHAIR

“A very comfortable mesh back 3 lever chair. It has a particularly impressive seat and a comfortable back rest with no pressure points. The added height with the extra lumbar support with the back rest is a valuable addition. The bonus of a depth adjustable seat slide render this the standout chair in the Metro family. An excellent all-round chair with a wide range of adjustments that are easy to use and will suit a wide variety of people. The additional adjustability is particularly suited to taller users.”

ANDREW WILSON
OSTEOPATH & ERGONOMIST
12 AUGUST 2017

Please visit the resources section of our website at
www.buroseating.co.nz/buro/assessments/
to view a detailed version of Andrew Wilson's
assessment of the Buro Metro II High Back 24/7 chair.

buroseating

ERGONOMIC ASSESSMENT ERGONOMICS AT WORK

BURO AURA CHAIR

“An excellent and robust 3 lever chair with a good range of adjustments and very good seat and back rest profile.”

ANDREW WILSON
OSTEOPATH & ERGONOMIST
23 OCTOBER 2018

Please visit the resources section of our website at
www.buroseating.co.nz/buro/assessments/
to view a detailed version of Andrew Wilson's
assessment of the Buro Aura chair.



BURO AURA

119HB




With arms



Dillon PU

UPHOLSTERY/COLOURS

Jett - 2 yr guarantee on fabric*



*T&C - buroseating.co.nz.

FEATURES

- Adjustable seat height
- Ratchet height adjustable back/lumbar
- Independently adjustable seat tilt - free floating or lockable
- Independently adjustable back tilt - free floating or lockable
- Depth adjustable seat slide
- Polyurethane moulded foam
- Metal/reinforced base
- Meets Australian/New Zealand Standard AS/NZS 4438:1997
 - Height Adjustable Swivel Chairs
- 60mm twin wheel castors
- Supported by the internationally recognised Global GreenTag Cert™

OPTIONS

- Polished aluminium base (PC068)
- Height and width adjustable arms (180-3)
- Soft PU castors (CE1121P)
- Customer specified fabric

BURO QUALITY & ERGONOMIC ASSURANCE



buroseating

ERGONOMIC ASSESSMENT ERGONOMICS AT WORK

BURO POSTURITE STOOL

“A neatly designed perching stool, with a clever seat profile, allows a well-balanced, high sitting posture. It is much more comfortable than a kneeler chair, saddle seat or swiss ball. It can be used as a task chair for hairdressers, beauty therapists, laboratory workers etc, or as an alternative sitting posture midway between sitting and standing when using a sit to stand desk.”

ANDREW WILSON
OSTEOPATH & ERGONOMIST
18 APRIL 2018

Please visit the resources section of our website at
www.buroseating.co.nz/buro/assessments/
to view a detailed version of Andrew Wilson's
assessment of the Buro Posturite stool.




BURO POSTURITE

130-V3 (Vinyl) / 130-63 (Black fabric)



FABRIC/COLOURS

Vinyl Jeff - 2 yr guarantee on fabric*



FEATURES

- Adjustable seat height
- Adjustable seat tilt
- Chair glides

OPTIONS

- Customer specified fabric
- Polished aluminium base (PC068)
- Castors (PC001)
- Soft PU castors (CE1121P)

SPECIFICATIONS (MM)

Overall	605w / 595d / 620h
Seat	410w / 370d
Seat Height	620-875h



*T&C - buroseating.co.nz

BURO QUALITY & ERGONOMIC ASSURANCE



*Same day dispatch. *

Guarantee conditions apply, please see buroseating.co.nz. For indent purchases (non stock orders) conditions may apply, please see buroseating.co.nz for definitions & conditions. In the interests of product development, Buro reserves the right to alter product specifications & features without notice.



BURO ACTIVE METRO II CONNECT
Featured in custom upholstery

BURO
ACTIVE METRO II CONNECT

212-153-DYN



FABRIC/COLOURS

Elastic III



153 Black¹



FEATURES

- Ratchet height adjustable back
- AFRDI certified polyurethane moulded foam
- Depth adjustable back
- 360 degree pivoting base
- Wide nylon base for extra balance

OPTIONS

- Customer specified fabric (seat only)
- Architectural 200mm gaslift (111-1)
- AFRDI certified height & width adjustable arms (180-2)
- Soft PU castors (CE1121P)
- Small Seat 480w x 470d (mm) (B74612F)

SPECIFICATIONS (MM)

Overall	640w / 680d / 935h
Back	430w / 460d
Seat	520w / 490d
Seat Height	470-600h

BURO QUALITY & ERGONOMIC ASSURANCE



USER INSTRUCTIONS

The Active Metro II Connect chair is designed to move and support active movement and accommodate users up to 120kg. To enjoy the active seating experience with safe operation, it is important the user's weight is fully supported at all times by their feet being in contact with a flat floor surface.

maximising workplace productivity

buroseating

ERGONOMIC ASSESSMENT
ERGONOMICS AT WORK

BURO ACTIVE METRO II
CONNECT CHAIR

“The active base is an excellent ergonomic addition to conventional seating. It can assist in muscle and joint movement and fluid flow leading to reduced fatigue, foot swelling and spinal compression. The added stimulation of sensory nerve endings is likely to reduce conscious awareness of pain or pressure points.”

ANDREW WILSON
OSTEOPATH & ERGONOMIST
7 JUNE 2018

BURO ERGONOMIC RANGE

ERGONOMICS AT WORK
NEW ZEALAND / ED2

The Buro ergonomic seating range is available from Furniture Specialists, Office Furniture, Office Products and Homeware Retailers throughout New Zealand. The information within this brochure is subject to change without notice.

CONTACT

e seating@buroseating.com
p 09 271 5999 *Auckland*
p 03 365 3350 *Christchurch*
ff 0800 500 789 *New Zealand*

© 2018 Buro Seating LP. All rights reserved.

MEMBER
2018–2019

