



OFFICE SEATING SOLUTIONS

2020 Range for New Zealand



Serious Ergonomics

This is serious comfort for serious sitters.

You'll feel the difference as soon as you sink into the comfort of any one of these remarkable chairs. The Knight Task Range is the fruit of years of experience and they are all hand built right here in New Zealand.

Standard Task Seating Features:

- 1 Moulded high-density seat cushion
You'll wonder how you did without it!
- 2 2 or 3 lever ergonomic mechanism
That's more adjustment for more comfort. All levers are close to the seat and within easy reach.
- 3 Premium quality gas springs
We guarantee them for life – nothing worse than soggy suspension!
- 4 Reinforced nylon/fibreglass star bases
These bases are extra strong and tested to 1130kg!
- 5 Large 60mm castors
The extra height makes it easier to move on carpet.

Passionate about perfection

All Knight Task Seating is backed by a 15 year warranty making them ideal for a demanding office environment. Seating upholstery and cushioning in contact with the body is treated with bactericide to provide a hygienic barrier against bacteria and fungus, prolonging the life of the chair.

Enjoy the comfort of a Knight chair today!



Optional Luxe Seat
Upgrade your task seating and experience the comfort & ergonomic refinement.

More space, more support, and comfort you can feel!



(Standard Midback & Highback Evo – Excludes Luxe Seat)

Pictured:
Evo Highback 3 lever with optional Luxe Seat, upholstered in Breathe Black – available Quickship.

Evo Highback
W 15yr WR 160kg CR 10+hr Highback / Midback Lever: 2 or 3



Plymouth
W 15yr WR 160kg CR 10+hr Highback Lever: 3



Strauss
W 15yr WR 160kg CR 10+hr Highback Lever: 3



Evo Luxe Luxe Seat
W 15yr WR 160kg CR 10+hr Highback Lever: 3
Fabric Breathe Black Only



Evo Midback
W 15yr WR 160kg CR 10+hr Highback / Midback Lever: 2 or 3



Nova Luxe Seat
W 15yr WR 160kg CR 10+hr Highback Lever: 3
Fabric Breathe Black Only



Mozart Plus Luxe Seat
W 15yr WR 160kg CR 10+hr Highback Lever: 3
Fabric Breathe Black Only



Holly
W 15yr WR 120kg CR 6+hr Highback / Midback Lever: 2 or 3



Stool
W 15yr WR 120kg CR 6+hr
Gas Lift: Standard or Draughting (Upgrade)

Upgrade your task seating for perfect posture

Choosing the right chair and upgrades can make all the difference to how great you feel at the end of each working day.

You'll find that a well ergonomically designed back and seat support will directly benefit your general health and wellbeing. Considering the demanding lifestyles we lead today, it's imperative to choose a chair that matches your body type and work demands.

Knight Group's seating solutions offer a complete range of ergonomically designed seating options. Test drive a Knight chair today, and feel for yourself the benefits of sitting in a chair designed with you in mind.

Upholstered Outer Back

Standard or Square, Adjustable Arms

Luxe Seat (530w x 500d)

Seatslide

Dial-up Lumbar Adjustor



Base Upgrades



60mm Soft Wheel Castors



Glides



Polished Alloy Base




Chrome Draughting Gaslift

Fabric Range



Standard Fabrics

Crown




Premium Fabrics (Ask your Knight dealer for upgrade details)

Breathe



Splice



Motion Felt



Hard wearing commercial grade fabrics that meet industry specifications for fire retardancy are exclusive to Knight Group.

Executive Seating

Premium Manager & Boardroom Chairs



Moda Black Leather or Black PU
W 15yr WR 140kg CR 10+hr Highback / Midback Arms Removable



Bentley Black Leather
W 15yr WR 160kg CR 10+hr Highback / Midback




Metro Black Leather or Black PU
W 15yr WR 140kg CR 8+hr Highback / Midback Arms Removable Frame/Base Chrome or Black (Midback & Highback Only)



Black Frame/Base



Vivo Black PU
W 10yr WR 140kg CR 8+hr Highback / Midback



Vivo seating with Team Flip tables



Monza Black PU
W 5yr WR 140kg CR 8+hr Highback / Midback



Legend Black PU
W 5yr WR 140kg CR 8+hr Highback



Falcon Black PU
W 5yr WR 120kg CR 4+hr Highback

Mesh Seating

High Level Style & Comfort for the Office or Boardroom



Urban Mesh Nylon Base

W 15yr WR 160kg CR 8+hr Arms Adjustable (Upgrade) Fabric Options Black (Standard) / Motion Felt



Alloy Base



Motion Sync

W 15yr WR 160kg CR 8+hr Arms Adjustable (Upgrade) Fabric Options Black (Standard) / Motion Felt Seat Covers



Air BIFMA

W 15yr WR 140kg CR 8+hr Highback / Midback Mesh Options Black



Solace BIFMA

W 15yr WR 160kg CR 8+hr Arms Adjustable (Upgrade) Base Chrome (Upgrade)



Blade BIFMA

W 15yr WR 140kg CR 8+hr



Scroll

W 15yr WR 140kg CR 8+hr Mesh Options Black or Grey



Flex

W 5yr WR 100kg CR 6+hr



Solace seating with Anvil desking

Hub seating with Tables, Baskets & Connectors




Nesting

W 15yr **WR** 140kg **CR** 6+hr **Upgrades** Table / Basket / Connectors



Trolley - 10 high



Connector



Trolley - 10 high



Connector



Trolley – Stacks 20



Connector

Banquet Black PU or Black Fabric

W 15yr WR 140kg CR 6+hr (Stacking)
Frame Options Silver / Black

Klub Black PU / Black or Navy Fabric

W 15yr WR 140kg CR 4+hr (Stacking)

Seeger

W 15yr **WR** 140kg **CR** 6+hr (Stacking)



Trolley - 30 high



Connector



Adapta Mesh RUNOUT

V 15yr **WR** 140kg **CR** 6+hr **Arms** Removable

Deluxe Folding

W 3yr **WR** 140kg **CR** 3+hr (Non-Stacking)

Conference / Visitor Seating



Game Skid



4 Leg



Skid - Upholstered Seat & Back



Barstool - Upholstered Seat



Trolley - 30 high*

*Skid frame non upholstered only



Seat Tag

W 15yr WR 160kg CR 3+hr (Stacking - Excludes Barstool)
Frame Options Chrome / Silver / Black / White / Barstool - Chrome or Black Only Breathe Fabric Options Black / Tomato Red / Lime Green / Bright Orange / Sky Blue / Slate Grey / Plum
Shell Options White / Charcoal / Black / Aqua* / Daffodil* / Indigo* / Red* / Pistachio* (*Not available with upholstered seat/back)



Luna seating with Team tables



Luna Steel Legs - Castors (Black or White)



Oak Legs



Barstool - Oak Legs



Button - Oak Legs



W 15yr WR 100kg CR 3+hr Shell Options White / Black Fabric Options Crown / Breathe / Splice / Motion Felt / Black or White PU



Raven Black Only

W 15yr WR 140kg CR 2+hr



Raven seating with Cubit Bar Leaner

Visitor Seating

Multi-functional Collaboration Chairs



W15yr **WR** 140kg **CR** 6+hr (Stacking)
Frame Options Chrome / Silver / Black **Arms** Upgrade (Vision or Radius - Pictured)



W15yr **WR** 140kg **CR** 6+hr (Stacking) **Frame Options** Chrome / Silver / Black **Arms** Upgrade



W15yr **WR** 140kg **CR** 6+hr (Stacking) **Frame Options** Chrome / Silver / Black **Arms** Upgrade



W15yr **WR** 140kg **CR** 3+hr (Stacking) **Fabric Options** Black (Standard) or Splice (Upgrade)



W15yr **WR** 140kg **CR** 6+hr

W15yr **WR** 120kg **CR** 6+hr



W5yr **WR** 140kg **CR** 4+hr (Non-Stacking)

W15yr **WR** 140kg **CR** 6+hr (Non-Stacking)

Visitor / Soft Seating



Tetra Sled - Black

Custom Seat & Back

Custom Seat Only

W 15yr WR 140kg CR 3+hr Fabric Options Grey (Standard) / Custom Fabric* Seat & Back Cushion (Upgrade - *Finish may vary depending on fabric choice)



Echo Sled - Black

Timber - Natural

Swivel - Alloy

Custom Fabric

W 15yr WR 100kg CR 3+hr Fabric Options Splice Charcoal or Grey (Standard) / Splice Colours or Custom Fabric* (Upgrade - *Finish may vary depending on fabric choice)



Vortex Tub Black PU

Vortex 2 Black PU

Otto

W 15yr WR 140kg CR 6+hr
Seat 460h x 690w x 700d Overall height 800mm

W 15yr WR 280kg CR 6+hr
Seat 460h x 1200w x 700d Overall height 800mm

W 15yr WR 140kg CR 3+hr Fabric Options Motion Felt / Splice

Soft Seating

Sophisticated Style for your Reception or Breakout Area



Neo 1 Black PU
W15yr **WR** 140kg **CR** 6+hr
Seat 400h x 550w x 550d **Overall height** 760mm



Neo 2 Black PU
W15yr **WR** 280kg **CR** 6+hr
Seat 400h x 1010w x 550d **Overall height** 760mm



Neo 3 Black PU
W15yr **WR** 280kg **CR** 6+hr
Seat 400h x 1650w x 550d **Overall height** 760mm



Zone seating with Cubit Coffee table



Zone Short / Tall / Bench

W15yr **WR** 140kg **CR** 3+hr **Fabric Options** Splice Charcoal or Grey (Standard) / Splice Colours or Custom Fabric* (Upgrade - *Finish may vary depending on fabric choice)

Ratings

15
YEAR
WARRANTY

W - Warranty
Knight Group guarantees you for up to 15 years against faulty parts (excluding fabric) & workmanship based on a normal 40 hour week.

140
KG
RATING

WR - User Weight Recommendation
Look out for our recommended user weight icon to help select the right chair for you.

8+
HOUR
COMFORT

CR - Comfort Rating
How long will you spend in your chair? Look out for the Comfort icon; it will help you choose the chair best suited to your work.



BIFMA
BIFMA Certification focuses on safety and performance standards developed by the BIFMA Engineering Committee.



AFRDI Certified
Chairs are certified to AS/NZS 4438 Level 6 (Severe Commercial Use) and are classified for high use, high abuse applications in 24 hour environments. Seating built to AFRDI standards available on request.

For more product information visit knightgroup.co.nz