

# Accent

## FURNITURE SYSTEMS



OCTOBER 2023

# ABOUT US

---

## WHO WE ARE....

Market leaders in NZ designed and manufactured Workspace Furniture

## TARGET MARKET

Resellers of workspace furniture who value good design and exceptional service

## OUR MISSION...

Design and manufacture quality sustainable products, that create great office environments to bring teams together





# OUR CORE VALUES

---

## GET STUFF DONE

We plan, commit and deliver high quality work, while striving to continuously improve.

## DO THE RIGHT THING

If its not right its wrong. We do what is right for the community, the customer and the team.

## WORK TOGETHER

We build relationships through being humbly confident. We communicate early and well, are open and honest and trust our team.

## GO THE EXTRA MILE

We are a solution focused team who find a way to say yes. We think outside the square and resolve issues fast.

# FOUR UNIQUES

---

1

## RELIABILITY

We deliver when we say

2

## EVERYTHING YOU NEED

Full range of NZ made configurable products in one hassle free delivery

3

## WE HELP YOU SELL

We spend the time to partner and help customers win deals

4

## ISSUE RESOLUTION

We resolve issue fast



# CONTENTS

## DESKS

6

### Energy

Available in single desk, 2, 3, 4 pod inline desk and 90° corner workstation.

9

### Balance

Provides a combination of functionality and flexibility.

12

### Summit II Electric

Perfect solution for fit-outs and projects where multiple configurations are required.

15

### Summit II Fixed Height

Available as single or back to back, can be joined to create larger pods.

18

### Duo II

Cost effective electric desk option, customisable top finishes.

## TABLES

20

### Boost Flip

Furniture needs to support agility, as well as promote workplace flexibility.

23

### Classic Round

Suitable for meeting rooms, breakout areas and anywhere a table is needed.

25

### Classic Square

Fits into any area within the office. Customisable top finish.

27

### Shot

With it's slimline leg detail, it maximises the leg room for users.

29

### Oslo

Beautifully designed with solid wood legs and sharknose detail to the tops.

32

### Modella II

Easily customisable to suit any office layout. Available in static or mobile versions

29

### Modella II Frame

Manufactured in NZ, so no waiting for parts to arrive.

## LEANERS

34

### Modella II

Furniture which allows for impromptu or planned meetings and offers flexibility.

36

### Boost Flip

Promotes stand up meetings for better energy and shorter duration.

38

### Oslo

Has solid timber base, feet or legs which can be stained black.



## ZONING

42

### Connect Modules

Simple kit of parts allows you to reconfigure as your needs change.

44

### Connect Free-standing

The system is completely reconfigurable, it can be dismantled and re-assembled.

47

### Connect Spaces

Multi-purpose design offering the solution to a host of workspace needs all in one.

49

### Grid 40

Divide an open plan space while maintaining light or visibility.

52

### Mascot Lockers

An excellent way to bring your existing office space to life. These are highly customisable.

54

### Planters

Use real or artificial plants to provide a sense of nature.

## STORAGE

57

### Mascot

Offers the widest range of stylish and flexible storage options.

60

### Rapid

Cost effective and has faster lead times due to the sizes and finishes available.

63

### Oslo Credenza

The range that will add the designer look to any fitout.

## SCREENS

65

### Sonic

Provide a cost effective acoustic solution, with a variety of screens to match.

68

### Edge

These fully fabric pinnable screen, with freestanding options available.

71

### Edge Booth

Simple panel system to create individual private workspaces or collaboration areas.

## RECEPTIONS

74

### Euro

Make a real visual impact in your reception with aluminum strips.

76

### Block

Designed to transform reception areas into welcoming and efficient spaces.

## OTHERS

78

### Oslo Seating

Offers a solution for every area. Manufactured in NZ, no waiting for parts to arrive.

80

### Ako

A comprehensive range of storage solutions for classrooms, learning spaces.

82

### Accessories

All designed to keep your workspace clear. A wide range of desk accessories

# ENERGY

## DESK



### WHY ENERGY?

A simple and cost effective desking solution. Available in single desk, 2, 3, 4 pod inline desk and 90° corner workstation.



Single Desk



2 Pod Inline Desk



3 Pod Inline Desk



4 Pod Inline Desk

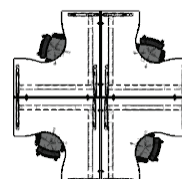
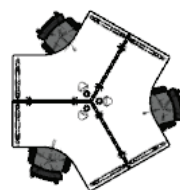
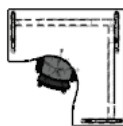
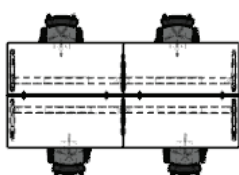


90° Corner Workstation Desk

## SPECIFICATIONS:

- Minimum desk top size: 1050 x 600mm
- Maximum desk top size: 2200 x 800mm
- Fixed Height at 710mm
- Integrated cable tray to help reduce clutter, 80mm Cable port for cable access
- Add a side mount screen from the Sonic, System 25, Buzz or Edge range
- Recyclable Frame





# BALANCE

## DESK



### WHY BALANCE?

The Balance desk provides a combination of functionality and flexibility. A simple kit of parts, with extendable desk beams, makes installation and reconfiguration easy; allowing for any desking configuration.



Single Desk



Inline 2 Pod Desk



Inline 3 Pod Desk



Inline 4 Pod Desk



2 Pod Back-To-Back Desk



4 Pod Back-To-Back Desk



6 Pod Back-To-Back Desk



8 Pod Back-To-Back Desk




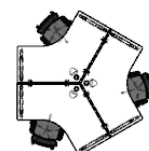
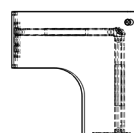
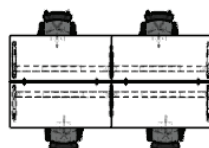
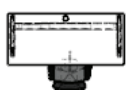
90° Corner Workstation Desk



90° 4 Pod Desk



120° 3 Pod Desk







## SPECIFICATIONS:

- Minimum desk top size: 950 x 700mm, Maximum desk top size: 2200 x 800mm
- Steel frame powder coated black or white
- Legs available in 700, 800, 1400 and 1600mmD
- Fixed height at 720mm
- Cable port or cable scallop depending on configuration
- Built in cable tray
- Single desks or pod configurations
- Fast lead time for standard finishes

# SUMMIT II

## ELECTRIC DESK



### WHY SUMMIT II?

Summit II is the perfect solution for fit-outs and projects where multiple configurations are required. Available as single or back to back, can be joined to create larger pods. With electric, fixed height and touchdown options Summit II can be utilized in many situations.



Single Desk



Single Desk Plus



Executive Desk



90° Corner Workstation Desk



90° Corner Workstation Desk Plus



120° 3 Pod Desk



120° Rotor 3 Pod Desk

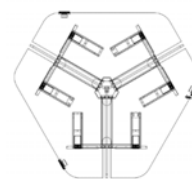
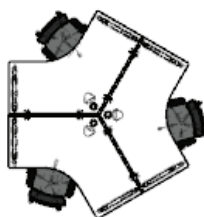
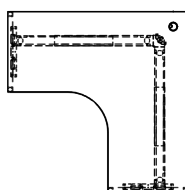

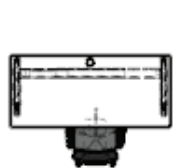


Back-To-Back 2 Pod Desk

## SPECIFICATIONS:

- Height adjustable from 620-1270mm, 2x Motors per desk
- All desks have either a 80mm cable port or cable scallop for cable access
- 3x Programmable height adjust settings, with LCD display
- Fast and quiet operation (30mm per second)
- 140kg weight rating per desk, Collision protection technology
- Controller, includes USB A/C - fast charge for small devices, phones, headsets
- Recyclable Frame





# SUMMIT II

## FIXED DESK



### WHY SUMMIT II?

Summit II is the perfect solution for fit-outs and projects where multiple configurations are required. Available as single or back to back, can be joined to create larger pods. With electric, fixed height and touchdown options Summit II can be utilized in many situations.

## Summit II Fixed



Single Desk



Inline 2 Pod Desk



Inline 3 Pod Desk



Inline 4 Pod Desk



Back-To-Back 2 Pod Desk



Back-To-Back 4 Pod Desk



Back-To-Back 6 Pod Desk



Back-To-Back 8 Pod Desk



Touchdown Pod



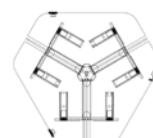
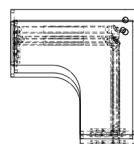
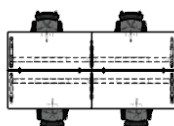
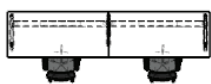
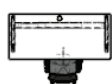
90° Corner Workstation Desk



120° 3 Pod Desk



120° Rotor 3 Pod Desk







## SPECIFICATIONS:

- Minimum desk top size: 1200 x 700mm, Maximum desk top size: 2000 x 800mm
- Fixed height at 720mm
- All desks have either 80mm cable port or cable scallop for cable access
- Integrated cable tray for a tidy workspace
- Recyclable Frame

# DUO II

## ELECTRIC DESK



### WHY DUO II?

Duo II is the cost effective electric desk option, customisable top finishes and a choice of 3 base colours.



## SPECIFICATIONS:

- Height adjustable from 695-1145mm, Single motor
- 80mm cable port for cable access
- 3x programmable height settings
- Fast and quiet operation (20mm per second)
- 100kg weight rating, collision protection technology
- Recyclable frame

# BOOST FLIP TABLES



## WHY BOOST TABLE?

In today's workspaces, furniture needs to support agility, as well as promote workplace flexibility.





Flip Table



Flip Table With Connectors

Flip Table With Modesty  
And Connectors

Flip Training Table



Flip Table - D Shape Top

Boost Flip Table - D Shape Top  
With Modesty

Flip Table - Trapezium Top

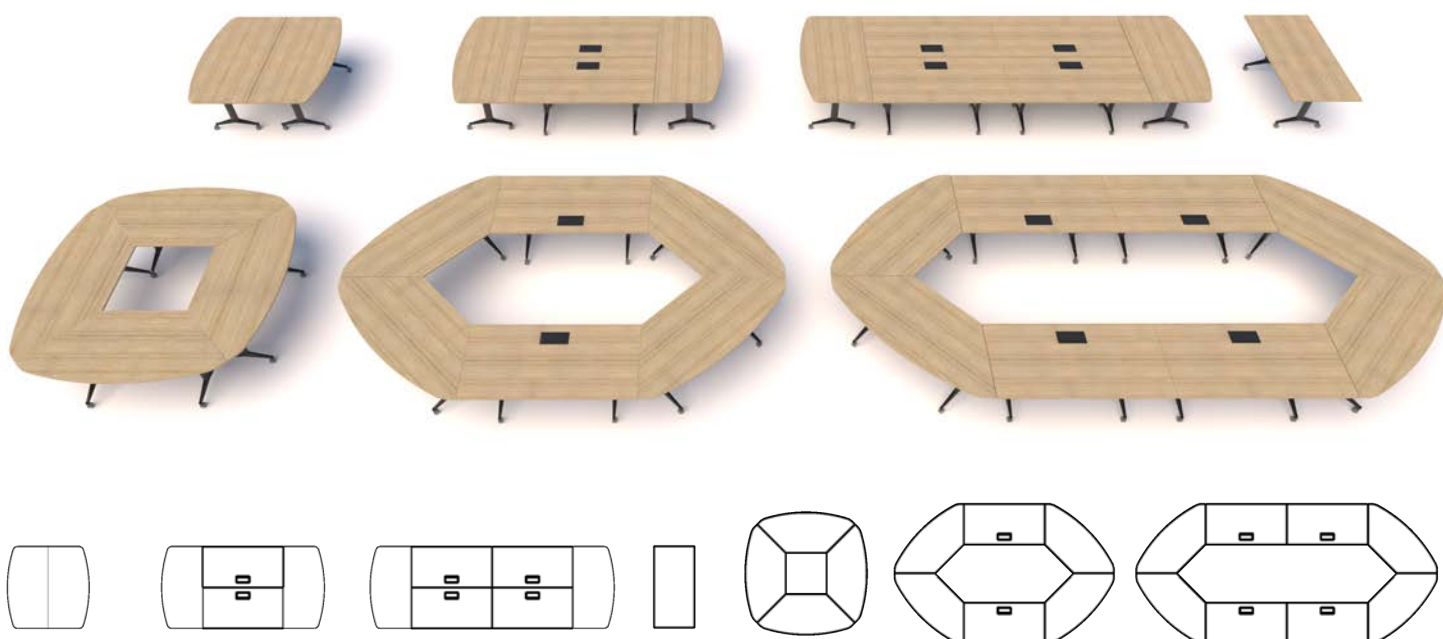
Flip Table - Trapezium Top  
With Modesty

Flip Table Connectors

## SPECIFICATIONS:

- Fixed height at 745mm
- Mobile for easy storage and flexible use
- Flip mechanism is smooth and easy to use
- Training table legs are placed at ends of table to maximise seating space
- Powder coated aluminum modesty panel
- Other shape options available
- Connectors not included unless stated

## Boost Tables



# CLASSIC

## ROUND



### WHY CLASSIC TABLES?

With a choice of square or round bases in black or white and customisable top finish, the Classic table fits into any area within the office. There are meeting and coffee table heights and multiple sizes, suitable for meeting rooms, breakout areas and anywhere a table is needed.



Round Coffee Table



Round Meeting Table



Leaner



Trapezium Wallmounted

## SPECIFICATIONS:

- Coffee table minimum top size: 450D, Max top size 700D
- Table minimum top size: 600D, Max top size: 1200D
- Coffee Table: 450mm high, Table: 745mm high, Leaner: 1050mm high
- Heavy duty base with weighted disc for safety
- Recyclable Base



# CLASSIC

## SQUARE



### WHY CLASSIC TABLES?

With a choice of square or round bases in black or white and customisable top finish, the Classic table fits into any area within the office. There are meeting and coffee table heights and multiple sizes, suitable for meeting rooms, breakout areas and anywhere a table is needed.



Square Coffee



Square Meeting



Leaner

## SPECIFICATIONS:

- Minimum top size: 450 x 450mm, Maximum top size: 750 x 750mm
- Coffee Table: 450mm high
- Table: 745mm high
- Leaner: 1050mm high
- 50mm Radius to all corners
- Heavy duty base with weighted disc for safety
- Recyclable Base, NZ Made tabletop (25mm thick)

# SHOT TABLES



## WHY SHOT?

With its slimline leg detail, the Shot table maximises the leg room for users, choice of 2 colours with fully customisable top finishes.



Rectangular Straight Leg



Rectangular Splayed Leg



Barrel Shape

## SPECIFICATIONS:

- Available with rectangular, barrel or bowsided top shapes
- Fixed height at 745mm
- Straight legs on smaller tables, wide angled legs on larger tables
- Combination of additional legs allows tables up to 5700mmL x 1500mmW
- Recyclable Base



# OSLO

## TABLES



### WHY OSLO?

Beautifully designed with solid wood legs and sharknose detail to the tops. With matching storage and seating options Oslo is the range that will add the designer look to any fitout.

## Oslo Tables



Coffee



Round Coffee



Tri Coffee



Rectangle Meeting



Round 4 Leg Meeting



Round 3 Leg Meeting



Tri Meeting



Trapezium Wallmounted




Touchdown



Box Coffee

All of the Oslo range has solid timber base, feet or legs which can be stained black



## SPECIFICATIONS:

- 720mmH with Tasmanian Ash solid wood legs, natural or stained black
- Top options - round, rectangular or trapezium shapes
- Snow Velvet with sharknose edge underpainted white
- Tasmanian Ash Veneer with sharknose edge sealed under
- Black Soft Matt HPL with sharknose edge underpainted black

# MODELLA II

## TABLES



### WHY MODELLA II?

Companies who are looking for furniture which allows for impromptu or planned meetings and offers flexibility, then choose the Modella II range. With a full range of leaners and tables available in static or mobile versions, that are easily customisable to suit any office layout.





Rectangular



Square Coffee



Round Coffee



Round 3 Leg



Round 4 Leg



Box Coffee

## SPECIFICATIONS:

- Minimum table round top size: 700mm diameter, Maximum: 1000mm diameter
- Minimum table top size: 1200 x 800mm, Maximum: 1800 x 1000mm
- Box Coffee Table: 600L, 800L, 1000L
- Legs available in black or white as standard
- Table Height: 720mm, Coffee Table Height: 450mm

# MODELLA II

## FRAME TABLES



### WHY MODELLA II FRAME?

The Modella II frame table is the perfect solution where large tables are required. With no maximum length and a beam which doubles as a cable tray, simply add more legs to increase the size. Also matches the rest of the Modella II range.



Meeting Large



Meeting Table Small



Mobile Training

## SPECIFICATIONS:

- No maximum length
- Maximum depth 1400mm
- Fixed height at 720mm
- Beam doubles as cable tray
- Includes cable tray(s)
- Heavy duty locking castors on mobile tables
- Tops 3000mm and over will have a site join unless requested
- Assembly required

# MODELLA II

## LEANERS



### WHY MODELLA II?

Companies who are looking for furniture which allows for impromptu or planned meetings and offers flexibility, then choose the Modella II range. With a full range of leaners and tables available in static or mobile versions, that are easily customisable to suit any office layout.





Rectangular Static



Rectangular Mobile



Narrow

## SPECIFICATIONS:

- Minimum table top size: 1200 x 550mm, Maximum table top size: 2400 x 600mm
- 1050mm high
- Supplied with single center beam, not suitable for top with cut out
- Double beam option available, contact us for pricing
- Heavy duty locking castors on mobile leaners
- Base available in black or white

# BOOST FLIP LEANERS



## WHY BOOST LEANER?

In today's workspaces, furniture needs to support agility, as well as promote workplace flexibility.



## SPECIFICATIONS:

- Minimum table top size: 1200 x 800mm
- Maximum table top size: 2000 x 1100mm
- Fixed height at 1050mm
- Flip mechanism is smooth and easy to use
- Mobile for easy storage and flexible use
- Other shape options available and can be joined with connectors (ordered separately)

# OSLO


## LEANERS



### WHY OSLO?

Beautifully designed with solid wood legs and sharknose detail to the tops. With matching storage and seating options Oslo is the range that will add the designer look to any fitout.





Rectangular



Round

## SPECIFICATIONS:

- 1050mmH with Tasmanian Ash solid wood frame, natural or stained black
- Top options - rectangular or round
- Snow Velvet with sharknose edge underpainted white
- Tasmanian Ash Veneer with sharknose edge sealed under
- Black Soft Matt HPL with sharknose edge underpainted black

# CONNECT

## MODULES



### WHY CONNECT?

Connect is a multi-purpose design offering the solution to a host of workspace needs all in one system. The system is completely reconfigurable, it can be dismantled and re-assembled at any time if your needs change.



Straight Fin



Straight Fin Acoustic



Straight Fin Glazed




Straight Fin Acoustic & Glazed



Angled Fin 45° & 135°



Straight Fabric & Acoustic



Whiteboard | Magnetic Whiteboard



Curved Fin



Curved Fin Glazed



Curved Fin Acoustic



Curved Fin Acoustic & Glazed



Straight Fin Plant Wall

## Premium Pots



# CONNECT


## FREESTANDING




### WHY CONNECT?

Connect is a multi-purpose design offering the solution to a host of workspace needs all in one system. The system is completely reconfigurable, it can be dismantled and re-assembled at any time if your needs change.





Freestanding Straight Fin



Freestanding Acoustic Wall



Freestanding Plant Wall



Freestanding  
Fabric/Whiteboard/Fabric



Angled Fin/Whiteboard/Angled Fin



Freestanding Acoustic Glazed/  
Whiteboard/Acoustic Glazed



Freestanding  
Acoustic Glazed/Plant Wall



Freestanding Fabric/Plant Wall



Freestanding  
Angled Fin/Plant Wall



Freestanding  
Fabric/Plant Wall/Curved Fin



Freestanding Plant Wall  
Inc Plants

Standard Connect Configurations

# SOFT ROUND

Green Plant



Anthracite



White



Leaf Green



Pink

Red/Green Plant



Anthracite



White



Leaf Green



Pink

# ROUND

Green Plant



Anthracite



Nude



Mint



White



Brown

Red/Green Plant



Anthracite



Nude



Mint



White



Brown

# CONNECT SPACES



## WHY CONNECT?

Connect is a multi-purpose design offering the solution to a host of workspace needs all in one system. The system is completely reconfigurable, it can be dismantled and re-assembled at any time if your needs change.

## Connect Spaces



Connect 1 Person  
Focus Space



Connect 3 Person  
Meeting Space



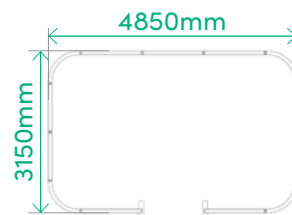
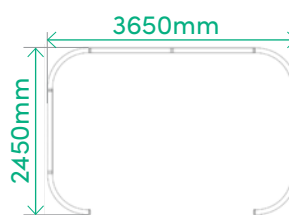
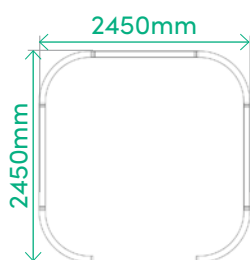
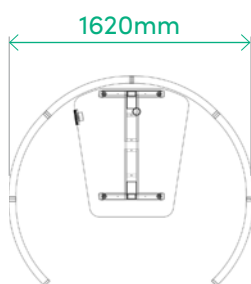
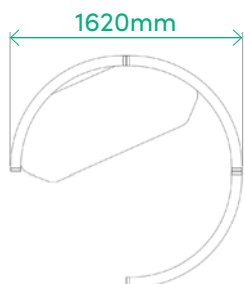
Connect 4 Person  
Meeting Space



Connect 6 Person  
Meeting Space



Connect 10 Person  
Meeting Space





# GRID 40

## SYSTEM



### WHY GRID 40?

In today's workspaces, many businesses are looking for ways to create different zones in open plan areas without building permanent walls. Grid 40 solves this problem. With its multi-purpose design offering the solution to a host of workspace needs all in one system.



Storage/Planter



Storage/Planter Display



Storage/Open Display



Storage/Open Display



TV Planter Display



TV Open Display



Acoustic &amp; Whiteboard Panel



Digital Locker/Planter Display



Keyed Locker/Planter Display

The system is completely reconfigurable, it can be dismantled and re-assembled at any time if your needs change.

## COMPONENTS:

### Modules:

- Individual Shelf
- Planter Module
- Open Storage
- Base Storage
- Paper Slot Module
- TV Module
- Whiteboard Module
- Coat Rail Module
- Locker Modules
- Acoustic and whiteboard clip on panels also available

### Aluminum Frame Sizes:

- 400D x 2280Hmm
- 400D x 1890Hmm
- 400D x 1500Hmm



# MASCOT


## LOCKERS



### WHY MASCOT LOCKERS?

Mascot lockers are an excellent way to bring your existing office space to life. They can be finished in either melamine or veneer, are highly customisable and look amazing.





Lockers



Mobile Lockers



Mobile Planter Lockers

## BENEFITS:

- Hardwearing Melteca lockers that won't dent or scratch.
- Lockers reduce the need for desk based storage
- Can be used as visual and traffic barriers between groups and departments in open plan offices.
- Choose colours to match your corporate ID or office vibe
- Locks are available as standard keyed or upgrade to a Digital locking system. Keyed Locking units have a Lehmann key locking system with 2 keys.
- Add a Mail Slot, numbers or a card frame. Lockers can be numbered using either vinyl or plastic.

# PLANTERS



## WHY ACCENT PLANTERS?

Use planter units to create an inviting atmosphere in your office.  
Use real or artificial plants to provide a sense of nature.  
Available in different heights and configurations,  
artificial plants included in some ranges.



Mascot Planter Cabinet



Mascot Planter Tambour



Mascot Bookshelves



Rapid Mobile Planter



Rapid Planter Cabinet



Rapid Planter Tambour



Rapid Planter



Grid 40 TV Planter



Grid 40 Digi Locker Planter




Block planter



Rapid/Mascot/Block Planter Set

Add Plants – Available complete with artificial plants or Planter liners for live plants.





## PLANTER PRODUCTS:

- Mascot Planter Cabinet/ Tambour/Bookshelves
- Mascot Mobile Planter Lockers
- Rapid Planter Cabinet/Tambour
- Grid 40 TV/Planter Display Wall, Storage
- Block Planter



# MASCOT

## STORAGE



### WHY MASCOT STORAGE?

Mascot storage offers the widest range of stylish and flexible storage options. Personal storage, tambours, planters, cabinets, leaners, mobile options and more, all finished in either melamine or veneer and completely customisable.

## Mascot Storage



Mascot Mobile Pedestal



Mascot Mobile Caddy  
Drawers & Tambour



Mascot Mobile Caddy  
Drawers & Open Shelving



Mascot Personal  
Pull-Out Shelving



Mascot Personal Storage  
Drawers & Tambour



Mascot Personal Storage  
Drawers & Open Shelf



Mascot Tambour



Mascot Bookshelves



Mascot Cabinet



Mascot Tall Cabinet



Mascot Coat Cupboard



Mascot Storage Leaner  
Bookshelf/Cabinet

**Create Zones** - Can be used as visual and traffic barriers between groups and departments in open plan offices.





# RAPID STORAGE



## WHY IS RAPID STORAGE THE PERFECT SOLUTION FOR YOUR CUSTOMERS?

Rapid Storage is the same great Accent quality but it's more cost effective and has faster lead times due to the sizes and finishes available.





Tambour



Cabinet



Credenza



Planter Tambour



Planter Cabinet



Mobile Planter



Planter



Rapid/Mascot/Block Planter Set



Planter Liner & Mulch Tray





## SPECIFICATIONS:

- Manufactured with 18mm carcass and 25mm top, bottom and shelves. Adding strength to the units where needed most
- 1 week delivery into Auckland region
- Other areas ready to dispatch in 5 days (Delivery date will depend on carrier)
- Matt chrome handles on white units, and matt black handles on black units
- Delivered assembled, just put in the shelves.
- Planter Liners: 900L has 3x 20cm Diameter holes, 1200L has 4x 20cm Diameter holes, 1600L has 5x 20cm Diameter holes

# OSLO

## CREDENZA



### WHY OSLO?

Beautifully designed with solid wood legs and sharknose detail to the tops. With matching storage and seating options Oslo is the range that will add the designer look to any fitout.





## SPECIFICATIONS:

- 1200, 1500 or 1800L x 720 High x 450mm Deep
- 1 Adjustable shelf per bay
- Solid Tasmanian Ash timber feet
- White or black carcass
- Melteca hinged doors with scallop cut for handles
- Mitred body with shark-nose edging at the front



# SONIC


## ACOUSTIC SCREENS




### WHY SONIC?

Sonic screens provide a cost effective acoustic solution, with a variety of screens to match all of the Accent desking. Use vibrant colours to lift the mood or mix with muted colours to soften the look.

## Sonic Acoustic Screens



Sonic<sup>12</sup> Acoustic Side Mount  
595H & 395H



Side Mount



Push-On Side



Summit II B2B  
Acoustic End Panel



Summit II Plus Leg Mount



Summit II Centre



Balance Centre



Sonic<sup>12</sup> Acoustic  
Fold Wrap Around



Sonic<sup>12</sup> Acoustic  
Flexi Wrap Around



Fold Wrap Around



Fabric Wrap Around  
600D & 700D



Fabric Angled Wrap Around  
600D & 700D

**Cost Effective** - Acoustic screens are a great option when you have budget restraints.



## SPECIFICATIONS:

- Designed to suit Accent desk systems
- Acoustic screens are a great option when you have budget restraints
- We offer a choice of 12 stock colours. This also means we can manufacture our screens with a short leadtime.
- Our acoustic screens are NRC rated 0.41-0.70.
- The acoustic panel is minimum 65% recycled content. Manufactured using industrial grade non-woven Polyester Fibre made by recycling PET, and a waste material from plastic bottles.
- 12mm-24mm thick
- Fire rating tested as per standards US ASTM084 and EN13501
- Brackets available in black or white

# EDGE SCREENS




## WHY EDGE SCREENS?

Create a productive workspace with Edge Side Mount Screen! These fully fabric pinnable screen fits perfectly to any 25-30mm desk top with freestanding options available. Transform your office space with Edge Screens today!





Single Sided Bottom Mount



Double Sided Bottom Mount



Side Mount



Push-On Side



Centre



Leg Mount



Free-Standing



Free-Standing Mobile



Summit II B2B End Screen



Summit II B2B Melamine  
End Screen

With a variety of other Edge range screens and booths to match, you can be confident you've made the right choice.



## SPECIFICATIONS:

- Fully fabric pinnable screen available desk mounted or freestanding
- Desk mounted screens fix to 25-30mm desk tops
- Freestanding mobile Edge screen has 4x Black 50mm locking castors
- Freestanding Edge screen has aluminum feet
- Edge range has a variety of other screens and booth to match

# EDGE BOOTHS



## WHY EDGE BOOTHS?

Edge Booths use a simple panel system to create individual private workspaces or collaboration areas. Upholstered in standard or customers own fabric, these Booths match the Edge screens for the perfect match in any office.





1 Person Focus



2 Person Zigzag Focus



2 Person  
Face To Face Focus



4 Person Meeting

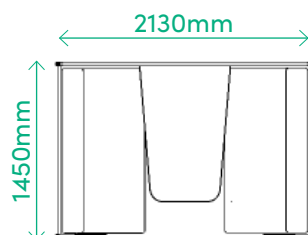
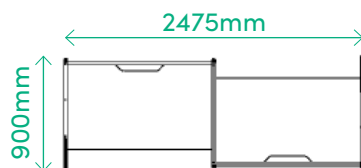
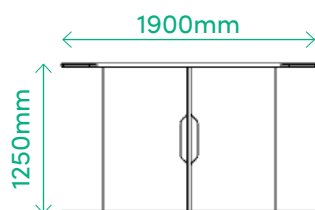
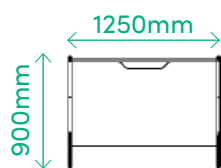


4 Person Meeting

## SPECIFICATIONS:

- Fully fabric pinnable screen walls
- Single booth: Snow Velvet desktop with a cable scallop for cable access
- Collaboration booth:
- Tapered table with Snow Velvet top and Black base
- Table base has offset column with an Integrated bag hook
- Designed for use with soft-seating (seating not included)
- Edge range has a variety of other booths and screens to match






# EURO



## WHY EURO?

Make a real visual impact in your reception with the classic Euro I or II with aluminum strips. NZ designed and manufactured, the Euro receptions work in any setting.



Euro I



Euro II



Euro I



Euro II

## SPECIFICATIONS:

- Choice of 2 Receptions
- Standard finishes and sizes, all customisable
- Standard height 1100mmH
- 720mmH counter top with 80mm cable port for cable access
- Sturdy 25mm Melteca construction



# BLOCK



## WHY BLOCK?

Experience the versatility and quality of the Block range, designed to transform reception areas into welcoming and efficient spaces. Make a real visual impact in your reception with the Block with its stunning Concrete look.





Reception Counter



Wheelchair Access



RH/LH Return



Coffee Table



Planter



Credenza



## SPECIFICATIONS:

- Standard finishes and sizes, all customisable
- Standard height 1100mmH
- 720mmH counter top with 80mm cable port for cable access
- Sturdy 25mm Melteca construction
- Wheelchair accessible options available with the Block Reception
- NZ designed and manufactured

# OSLO

## SEATING



### WHY OSLO?

Beautifully designed with solid wood legs and sharknose detail to the tops. With matching storage and seating options Oslo is the range that will add the designer look to any fitout.



Stool



Bench

## SPECIFICATIONS:

- Matching upholstered seating for the Oslo range of tables
- Bench: 1200 x 350 x 480mmH
- Stool: 480mmH x 350mm diameter seat
- Solid Tasmanian Ash wood legs, available with option for black stained



# AKO



## WHY AKO?

A comprehensive range of storage solutions for classrooms, learning spaces. NZ designed and manufactured.





Bookshelves



Mobile Whiteboard



Teacher Station



Creation Station



Sit &amp; Store



Mobile Bag Storage



Store &amp; Charge



Classroom Hub



# ACCESSORIES



## WHY CHOOSE ACCENT ACCESSORIES?

Accent have a wide range of desk accessories, from ergonomic monitor arms to soft wiring solutions, all designed to keep your workspace clear. A monitor arm will allow you to set your monitor to the most comfortable position, allowing you to adjust the height, depth, and in most cases, the angle of your monitor.



Cube Mobile Pedestal



Cube Slim Mobile Black



C3 CPU Holder



C7 Micro CPU Holder

C9 Slide & Turn Adapter For  
C3 CPU Holder

Enable Clamp On Shelf



Kardo Single Monitor Arm

Kardo Independent Double  
Monitor Arm

Kardo Double Monitor Arm



Kardo Laptop Monitor Arm



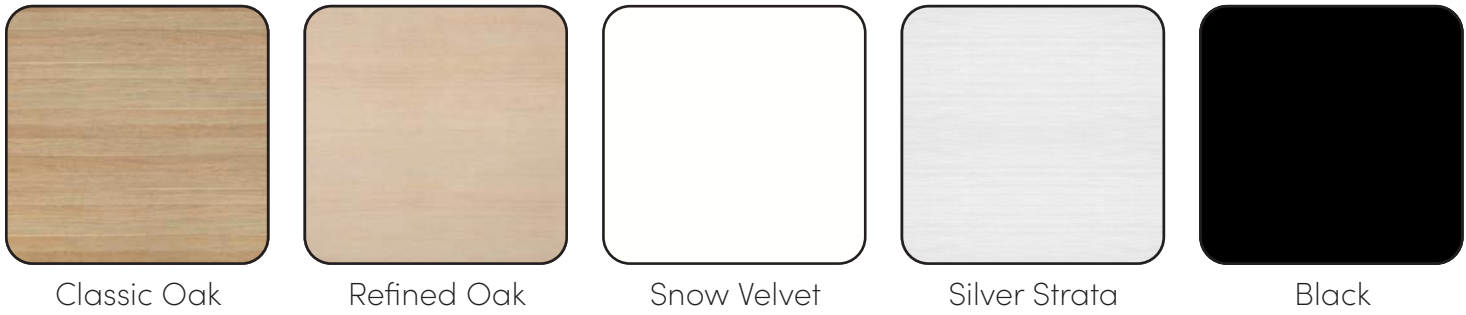
Levo Double Monitor Arm



Soft Wiring Set

Accent have a wide range of desk accessories, from ergonomic monitor arms to soft wiring solutions, all designed to keep your workspace clear.

# Stock Finishes



# Stock Acoustic Options



# Stock Fabric Options






## Standard Ako Finishes & Fabrics




Silver Strata




Refined Oak




Memphis  
Blue




Energise




Juicy



Olympus  
Yellow



Pillarbox Red



Caribbean




Warwick  
Keylargo



Warwick  
Ashcroft



Warwick  
Beachcomber



Warwick Lustrell  
Carisma

## 15 YEAR WARRANTY

Accent warrants its products are free from defects in materials and workmanship for a period of 15 years from date of delivery. During the applicable warranty period, Accent will repair or replace (at its discretion) any product, part or component covered by this warranty which fails under normal use as a result of a defect in material or workmanship with a comparable product (at its discretion). All warranty claims must be communicated directly to Accent. This warranty only extends to the original purchasers, products must be located in original delivery location. If products have been relocated these works must have been carried out by an Accent approved installer. Any misuse, abuse or modification to the original product voids the warranty. *(Exclusions Apply)*











